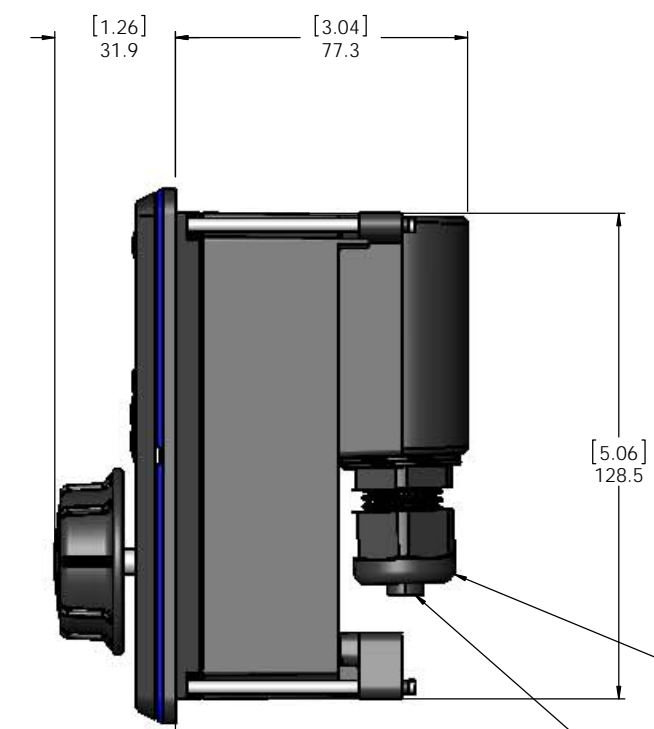
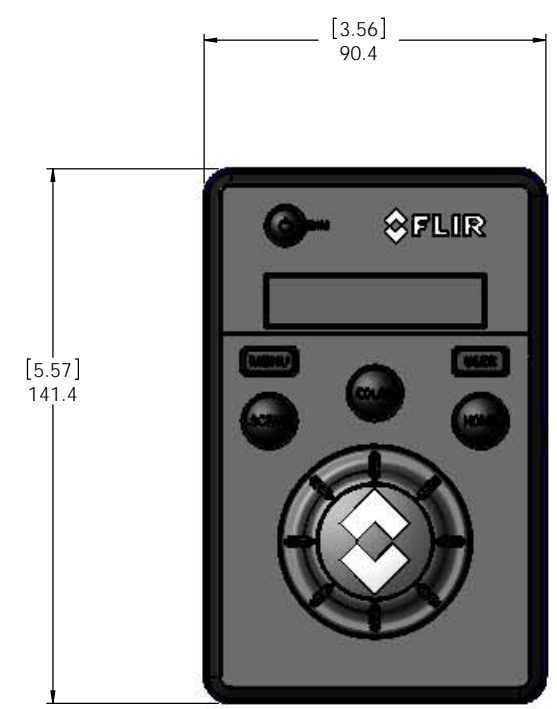


REVISIONS				
ZONE	REV	DESCRIPTION	DATE	APPROVED
	100	INITIAL RELEASE PER ECN: 115292	9/12/2011	DAH

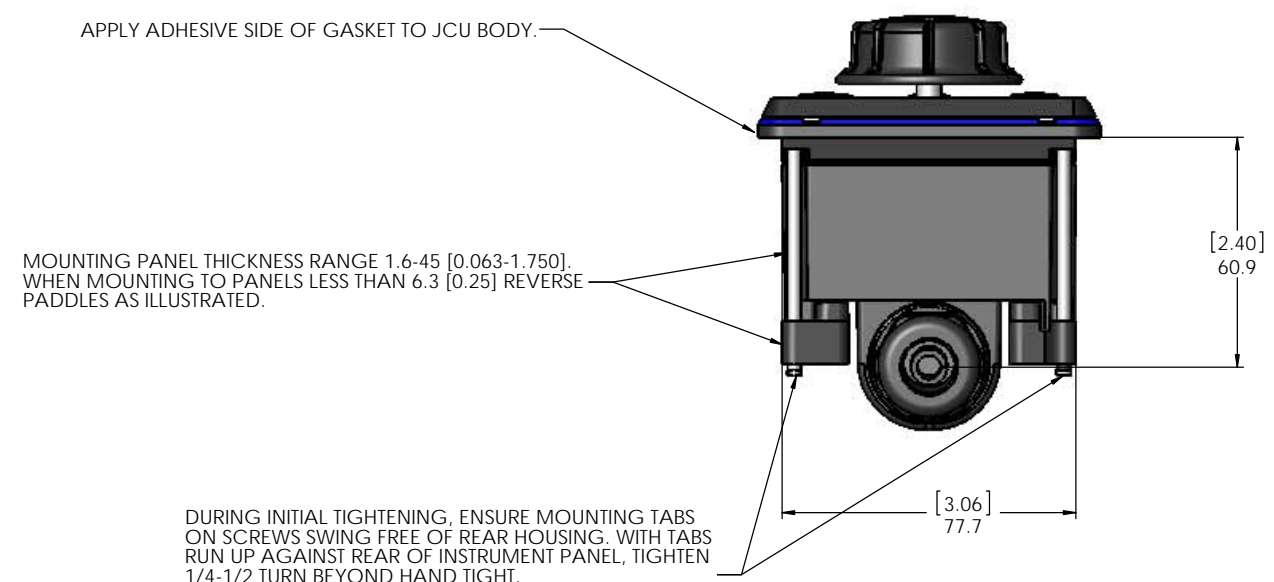


WITH CABLE INSTALLED, TURN NUT 1/4 TURN BEYOND HAND TIGHT.

GLAND SEAL DESIGNED FOR USE WITH DOUBLE SHIELDED CAT 5 ETHERNET CABLE. USE OF SINGLE SHIELDED CABLE MAY REQUIRE THE USE OF ADDITIONAL SEALANT SUCH AS SILICON OR RTV TO ENSURE SEALING OF ENCLOSURE.

INSERT NETWORK CABLE RJ45 THROUGH GLAND NUT AND SEAL BEFORE INSTALLING.

IP66 RATED ABOVE GASKET.  
 IP64 RATED BEHIND GASKET.



APPLY ADHESIVE SIDE OF GASKET TO JCU BODY.

MOUNTING PANEL THICKNESS RANGE 1.6-45 [0.063-1.750]. WHEN MOUNTING TO PANELS LESS THAN 6.3 [0.25] REVERSE PADDLES AS ILLUSTRATED.

DURING INITIAL TIGHTENING, ENSURE MOUNTING TABS ON SCREWS SWING FREE OF REAR HOUSING. WITH TABS RUN UP AGAINST REAR OF INSTRUMENT PANEL, TIGHTEN 1/4-1/2 TURN BEYOND HAND TIGHT.

THIRD ANGLE PROJECTION		THIS DOCUMENT IS CONTROLLED TO FLIR EAR TECHNOLOGY LEVEL 1.			
		THE INFORMATION CONTAINED IN THIS DOCUMENT PERTAINS TO A DUAL USE PRODUCT CONTROLLED FOR EXPORT BY THE EXPORT ADMINISTRATION REGULATIONS (EAR). FLIR TRADE SECRETS CONTAINED HEREIN ARE SUBJECT TO DISCLOSURE RESTRICTIONS AS A MATTER OF LAW. DIVERSION CONTRARY TO US LAW IS PROHIBITED. US DEPARTMENT OF COMMERCE AUTHORIZATION IS NOT REQUIRED PRIOR TO EXPORT OR TRANSFER TO FOREIGN PERSONS OR PARTIES UNLESS OTHERWISE PROHIBITED.			
METRIC		MATERIAL		PROJECT NO.	
INTERPRET DRAWING PER ASME Y14.5M-1994		SEE NOTE 1		APPROVALS	DATE
UNLESS OTHERWISE SPECIFIED SURFACE ROUGHNESS 32		SEE NOTE 2		DWN D. HUTHSING	9/8/2011
X = ±1 XX = ±.5 ANGULAR = ±.5° FILLET RADII = .13 MAX		UNLESS OTHERWISE SPECIFIED ALL MEASUREMENTS ARE IN MM. ALL DIMENSIONS IN [ ] ARE INCHES. DO NOT SCALE DRAWING.		CHK	
CALC WT: 516.614 GRAMS		CAGE		SIZE	DWG NO.
		D		D	064Y2
		APP		SCALE	1:1
		ENG		PRINTED:	9/12/2011
		APP		SHEET	1 OF 2
		SOLIDWORKS MODEL: pelagic jcu		REV 100	
		MODEL REVISION: 100		FLIR Systems, Inc. 70 Castilian Drive Goleta, CA 93117	
				TITLE ICD - MMP JCU	

DWG NO. 500-0385-19 SH 1 REV 100

D

D

CORNERS SHALL BE SHARP.

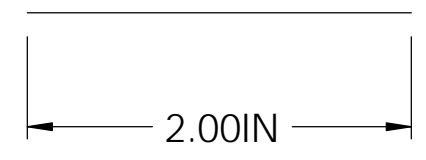
IMPORTANT NOTE:

PAPER SIZE: 11x17in  
 TEMPLATE SHOULD PRINT 1:1

DUE TO VARIATION IN SOFTWARE AND PRINTERS, PLEASE VERIFY SCALE BELOW BEFORE MODIFYING MOUNTING SURFACE.

C

C



B

B

[4.85]  
 123.2  
 OPTIONAL  
 DRILL GUIDE

[5.10±.05]  
 129.5±1.3  
 CUTOUT

[5.57]  
 141.4  
 OUTSIDE  
 OF JCU

[.25]  
 Ø6.4

A

A

[3.10±.05]  
 78.7±1.3  
 CUTOUT

[3.56]  
 90.4  
 OUTSIDE  
 OF JCU

[2.85]  
 72.4  
 OPTIONAL  
 DRILL GUIDE

4

3

2

1

ICD - MMP JCU  
 MOUNTING TEMPLATE

SIZE B	CAGE 064Y2	DWG NO. 500-0385-19	REV 100
SCALE 1:1	PRINTED: 9/12/2011	SHEET 2 OF 2	